

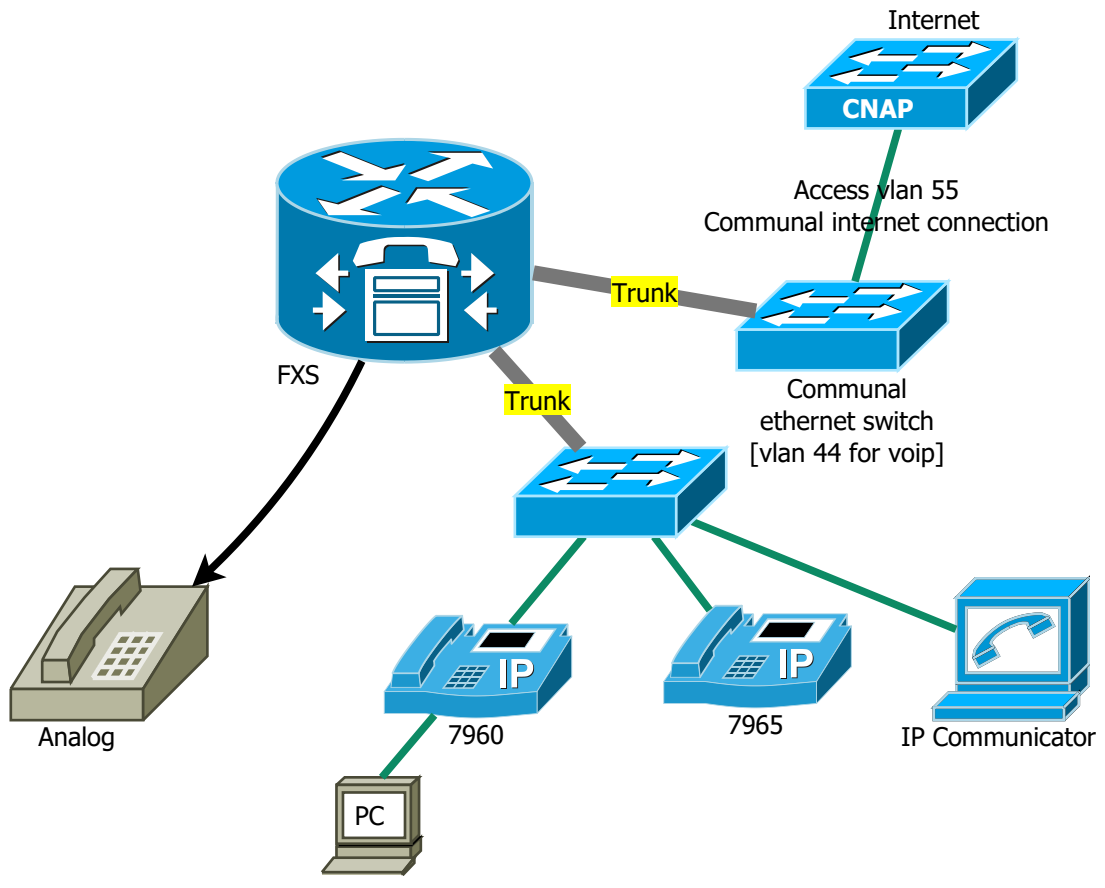
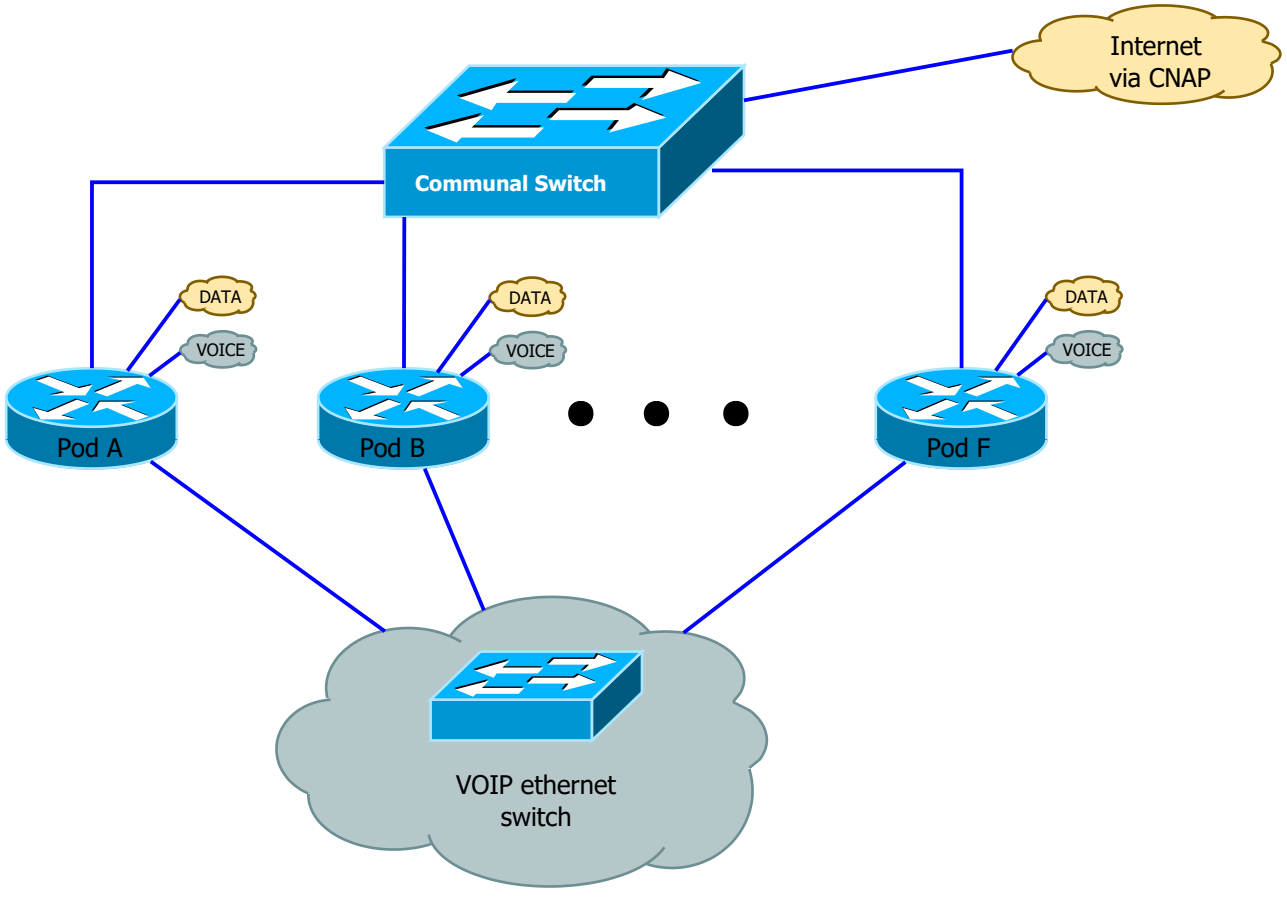


IP Telephony

SKILLS EXAM

Version 5, 2014
(c) Robert Andersson

Skrivtid: 90 Minuter



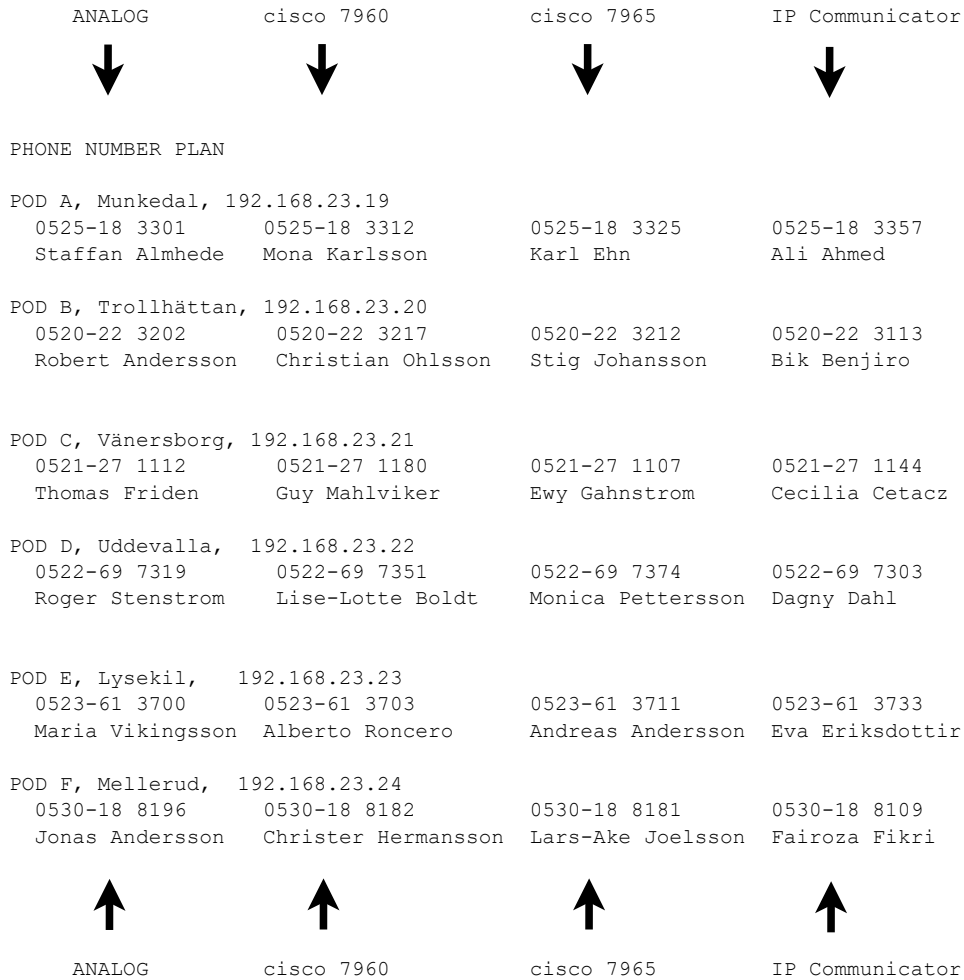
REQUIREMENTS

- O Proper phone boot process (DHCP server, TFTP etc)
- O Use "ip address dhcp" (dhcp client) for internet-connection on vlan 55
- O Start the NTP-client on the router
- O Follow the numberplan (other page) and give name and number to button 1 on the phones
- O Internally, you should use four digits for calling extensions (phones)
- O Externally you should use ten digit dialling (always send 10 digits to the other PBX's)
- O Configuration Professional (CCP) configuration shall work OR web configuration (HTTPS) shall work
- O Configure 'call pickup' on 7960 and 7965
- O Configure description on all personal ephone-dn's (Example: "Robert Andersson")
- O Configure label on all personal ephone-dn's (Example "Robert 3202")
- O Give all IP-phones the number 5555 "ServiceDesk" on button 2 (line 2)
It is OK if "ServiceDesk" can only be reachable within each town/switchboard

BONUS ASSIGNMENT

(not included in the skills-exam)

- O Add NAT/PAT to the router, so that the PC's can surf the internet



IP NUMBER PLAN

Pod	Town	External VOIP IP	Internal IP NETWORKS
====	====	=====	=====
A	Munkedal	192.168.23.19/24	10.1.x.0/24
B	Trollhättan	192.168.23.20/24	10.2.x.0/24
C	Vänersborg	192.168.23.21/24	10.3.x.0/24
D	Uddevalla	192.168.23.22/24	10.4.x.0/24
E	Lysekil	192.168.23.23/24	10.5.x.0/24
F	Mellerud	192.168.23.24/24	10.6.x.0/24

