

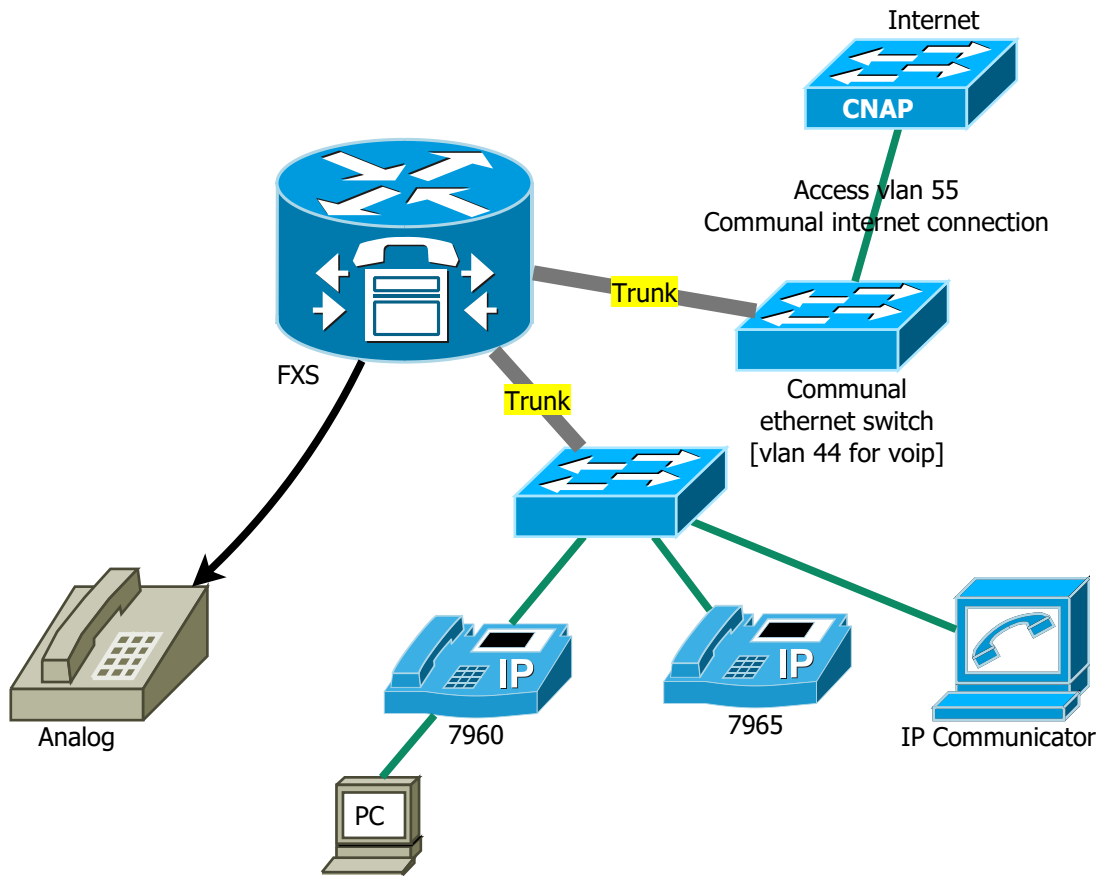
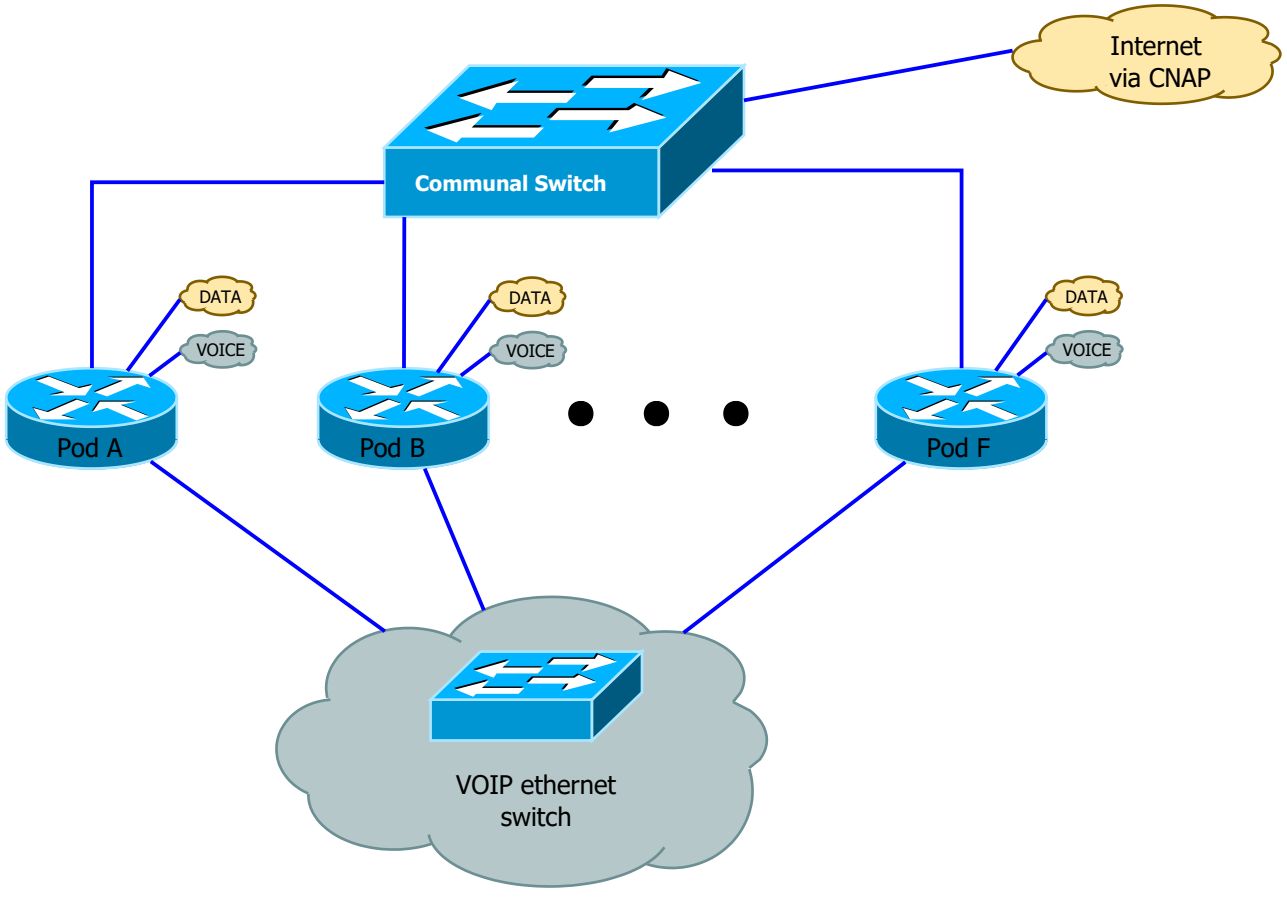


IP Telephony

# **SKILLS EXAM**

Version 5, 2013  
(c) Robert Andersson

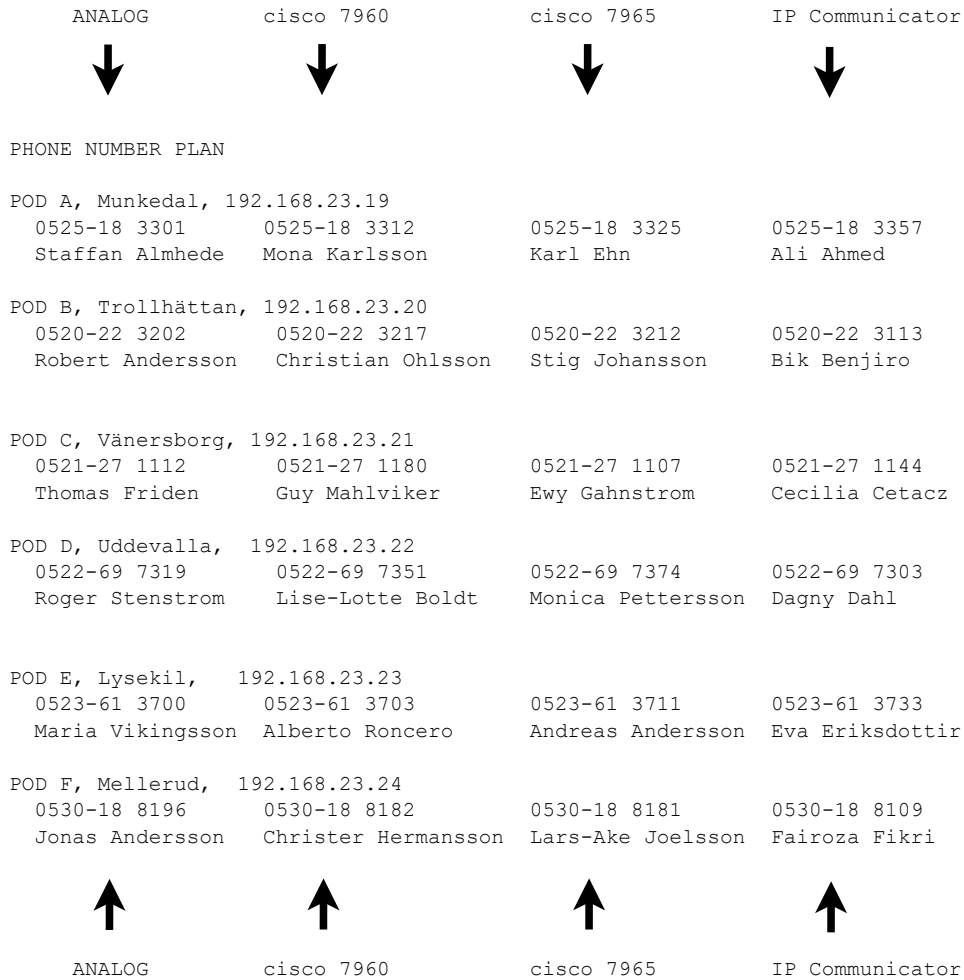
Skrivtid: 90 Minuter



## REQUIREMENTS

- O Proper phone boot process (DHCP server, TFTP etc )
  - O Use "ip address dhcp" (dhcp client) for internet-connection on vlan 55
  - O Start the NTP-client on the router
  - O Follow the numberplan (other page) and give name and number to button 1 on the phones
  - O Internally, you should use four digits for calling extensions (phones)
  - O Externally you should use ten digit dialling
  - O Configuration Professional (CCP) configuration shall work
  - O Configure 'intercom' from 7960 to 7965
  - O Configure description on all personal ephone-dn's
  - O Give all IP-phones the number 8888 "Support" on button 2 (line 2)  
It is OK if "Support" are only reachable within each town/switchboard
- BONUS ASSIGNMENT**  
(not included in the skills-exam)

- O Add NAT/PAT to the router, so that the PC's can surf the internet



IP NUMBER PLAN

Pod	Town	External VOIP IP	Internal IP NETWORKS
====	====	=====	=====
A	Munkedal	192.168.23.19/24	10.1.x.0/24
B	Trollhättan	192.168.23.20/24	10.2.x.0/24
C	Vänersborg	192.168.23.21/24	10.3.x.0/24
D	Uddevalla	192.168.23.22/24	10.4.x.0/24
E	Lysekil	192.168.23.23/24	10.5.x.0/24
F	Mellerud	192.168.23.24/24	10.6.x.0/24



